



VSP Architecture

Virsec Security Platform 2.6

www.virsec.com
support@virsec.com



Contents

| | |
|------------------------------------|---|
| VSP ARCHITECTURE..... | 3 |
| CMS Architecture | 3 |
| VSP Controller Configuration | 4 |
| vRule Engine Configuration | 4 |

VSP ARCHITECTURE

This section describes the various architectural elements of VSP. The components include:

1. CMS Services Pod – CMS component hosting all service containers and Nginx container
2. Kafka Pod – CMS component hosting Kafka infrastructure
3. Redis Pod – CMS component hosting Redis infrastructure
4. MongoDB Pod – CMS component hosting MongoDB infrastructure
5. VSP Agent – VSP component installed on the Application Container
6. VSP Controller – VSP component that interacts with CMS
7. vRule Engine – VSP’s rule engine

CMS Architecture

VSP CMS (Central Management System) is the administrative and monitoring User Interface (UI) of VSP. A detailed walk-through of CMS is provided in the Operations Manual. CMS deployment is described in the Installation Manual.

The interaction among CMS components is depicted below. Kafka interacts with VSP-Controller.

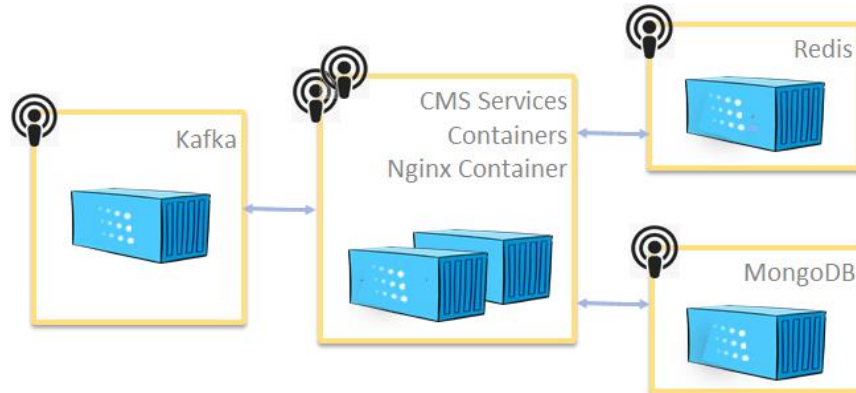


Figure 1 – CMS Architecture

VSP Controller Configuration

Two configurations are available for deployment of VSP Controller:

1. In-App – VSP Controller is installed in the Application Container
2. Sidecar – VSP Controller is installed in a separate Sidecar Container in the Application Pod

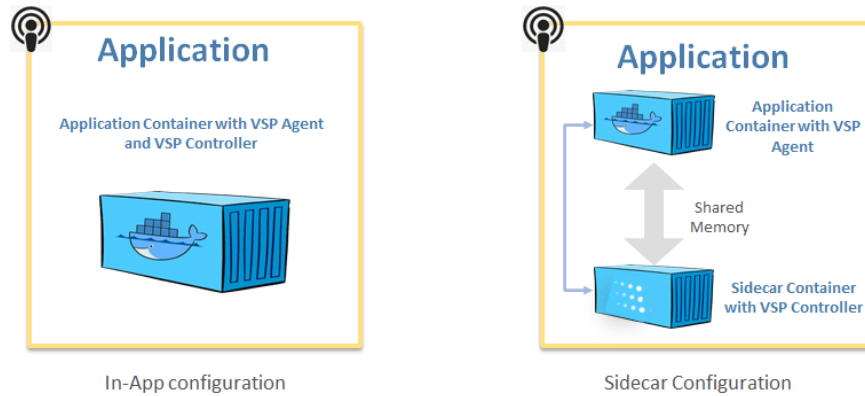


Figure 2 – VSP Controller Configuration

vRule Engine Configuration

Two configurations are available for deployment of the vRule Engine:

1. Remote vRule Engine – vRule Engine is deployed in a separate pod
2. Embedded vRule with VSP Controller – vRule Engine is embedded with VSP Sidecar Container (based on the chosen configuration)

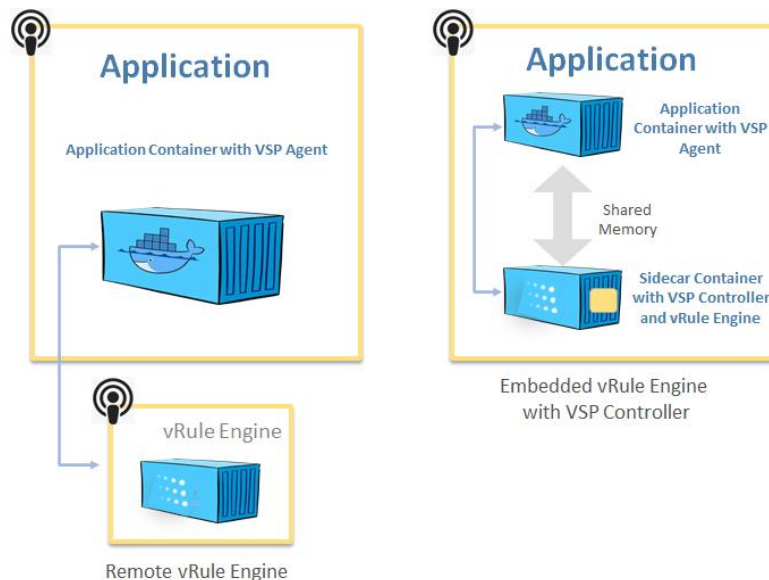


Figure 3 – vRule Engine Configuration

-- END OF DOCUMENT --